



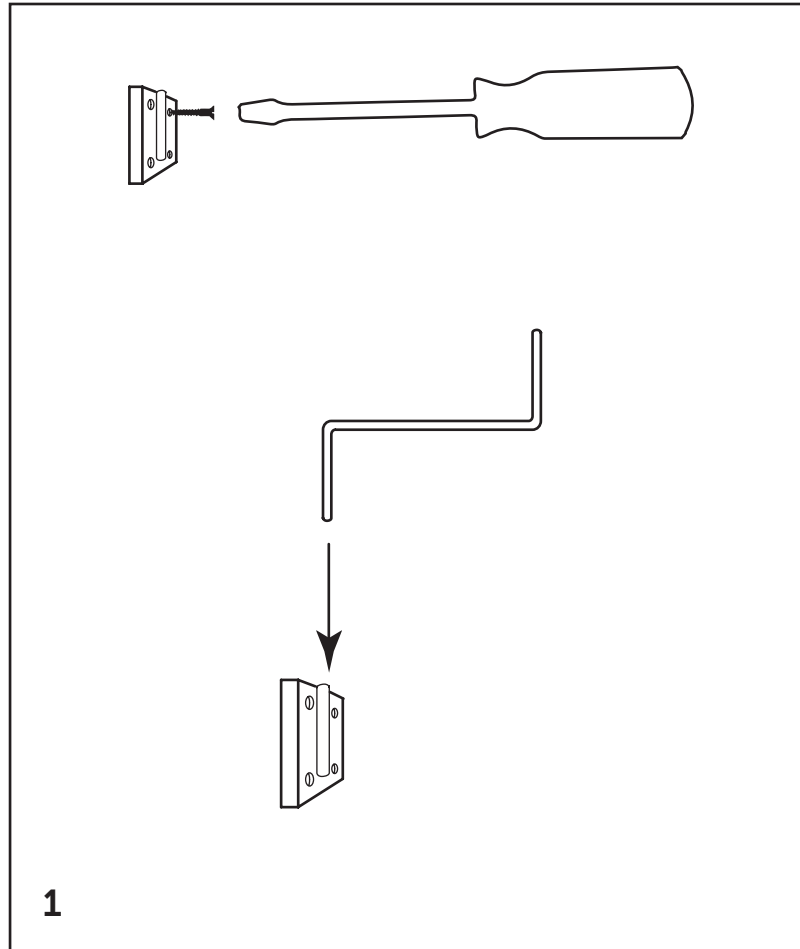

# Fish Wall Decor

Installation Guide


**phillips**  
**collection**  
*every piece a conversation*

# Fish Wall Decor

## Wall Mounting



**1**  
Attach the wall hanger on wall surface using screws.  
Insert rotation pin into wall hanger cylindrical hole.



**2**  
Place cylindrical hole on back of fish onto the rotation pin.  
Adjust fish to preferred position.  
(screws not included)

